

Remote Diagnostics Tool (RDT)

Overview:

Desktop Administrators and Helpdesk staff will benefit from using this tool. No Installation is required. Free fully functional Product.

This remote diagnostics tool (RDT) was designed and written to aid in the diagnostics and overall investigation of a remote PC whilst it is on a corporate network, without interrupting the user in their daily work. The tool was originally designed as a replacement to a few different well-known script tools like the “SCCM Client tools” and “Dameware” as we were not allowed to use them on the corporate network anymore. “They were too intrusive”.

The aim of interrogating information from the PC like: SCCM execution reports and Installed software lists was the main key but the tool seems to have grown much larger than first anticipated and it now does many other helpful functions as they were requested by people over the years.

Please make sure you are allowed to use this tool on your domain and have read this help file and the disclaimer at the bottom of this file thoroughly before continuing!

This tool was written in VB.Net which requires .NET 4.0 to be on the running Administrators PC (or server) where the tool is being run from. Windows 8/10/11 or Server 2012/2016/2019 has this by default. This tool supports Microsoft Windows OS only.

Any feedback good or bad welcome: Please email RemoteDiagnosticsTool@outlook.com. Improvements and refinements are always being made. Please check the web for a copy of the latest version which may just have the fix or added information you requested already.

[Donations Welcome Via Paypal](#): [We can accept Visa / Mastercard etc...](#)



















Thank you for your support. I hope this tool aids your daily remote working and Administration tasks.

Main tool functions:

The tool has been split into many tabs and buttons to ease use of functions as can be seen when launched.

When you launch this tool you will be defaulted to the Main screen once you have entered your required domain login details.

Main connection screen for Adding / Removing / Pinging / Connecting to a PC and to be able to interrogate it. **(Right Click in left panel)**

-  Pinged Online PC.
-  Pinged Offline computer.
-  Change your connecting username and password and domain information.
-  Force a restart of the remote PC.
-  Open the \\ Remote PC \ C\$ drive in one click.
-  Check the Antivirus version and status of the remote PC.
-  Defrag the remote PC C Drive.
-  Open the Eventlog of the remote PC.
-  Gather information about Microsoft's APP-V client if installed on the remote PC, Version 4.x and 5.x
-  Connect to Microsoft's built in "Manage Computer" settings of the remote PC.
-  Open the Microsoft "registry editor" so you can connect to the remote PC registry.
-  NLTest what logon server the Remote PC used at logon.
-  NSLookup machine IP addresses list (Sometimes laptops and tablets have multiple) you can use the IP to connect too.
-  Connect to a Microsoft "PowerShell session" on the remote PC.
-  RDT registry Editor, Shows HKLM and HKCU (of the logged on user selected on the HOME.)
-  Run a Microsoft "RDP connection" to the remote PC.
-  Start-up List viewer: gives an overview of all starting actions on the remote PC (Run / Shell / network / print).
-  Task Schedule allows you to connect to a remote PC and see what scheduled tasks are setup.
- You Can also run any command specified directly on the remote PC if required. Just enter the command e.g. CMD.EXE /C Del /F /Q C:\temp*.*
- "Shadow Desktop" Button is used to ask a user if you can view their desktop session, so they can show you errors and issues. (MSTSC)

Details

gives general detailed information that used to be displayed.

Interrogates these features:

- *Get basic pc details: (Includes site, Internet Explorer version, JAVA version that is currently plugged into IE, domain, Hardware driver versions for video and network cards, memory and OS values, Etc.*

DISK

when connected to a PC via **right-click “connect >”** button, you can use the DISK tab to interrogate further the partitions and what actual disks are installed on the PC. Check what free space is available. In addition, you can choose to move the swap file to the D or E partition if the space is low on c partition. **(NOTE: there is no disk space checking done for the swap file move, if you try to move the swap file to the D partition that doesn't exist you could make the machine NON-bootable, use with caution!)**

FType

when connected to a PC via **right-click “connect >”** button, you can use the file types tab to list the machines file types.

Groups

when connected to a PC via **right-click “connect >”** button, you can use the GROUPS tab to list the local groups and add domain groups to local groups / Add local user etc...

Execute

Use this tab to connect to a server share and install (or remove) a package. There are 2 methods that can be used on this tab. 1) Powershell run without a drive letter needed. Copies file to machine (Robocopy) then runs the install locally.

2) Powershell run with a drive letter of choice. Copies file locally (WMI) and then installs locally.

(Setup.exe /s) or package script (install.bat) or (mytestscript.vbs) or (msiexec.exe xxxx.msi /qn) etc can be used.

NOTE: The A: drive mapping is used here by default (can be changed) while it performs the actions.

Please wait for the install / remove to happen, a visible indicator runs whilst these actions are performed.

Note: User messages and pop-ups will halt the install or removal routines. Make sure there no pauses or pop-up messages in the routines. Make sure the routines are "NOT" user interactive before running them.

Please make sure there is enough disk space for these actions before performing them. Be Warned!

Installed

You can use the INSTALLED tab to list the installed software on the PC (same as ADD/REMOVE programs). You can remove selected software from here by the way of a push of a button. Also shows hidden software not listed usually (MSI removal only). Use Install / Remove tab to run package Installs / removals or scripts etc.

MSI

Once connected to a PC via right-click "connect >" button, you can use the MSI List tab to remove a selected MSI.

.NET

Once connected to a PC via right-click "connect >" button, you can use the .NET tab to list any "DotNET Core" or "DotNET Framework" versions installed on the PC.

Patches

Once connected to a PC via right-click "connect >" button, you can use the PATCHES tab to list any "other hotfixes" or "Microsoft KB Patches" installed on the PC and when they got there. Uninstall any KB selected (Win7 or newer only).

Processor

shows a snapshot in time (via perf counters) of CPU usage of the remote PC. (Note: Click the button to manually refresh the list.)

Profiles

Provides details for profiles in use and their sizes. Profile deletion is also available like in AdvancedSystemSettings.

PXE

this is for 1E Nomad and PXE agent diagnostics information.

SCCM

when connected to a PC via right-click "connect >" button, you can use the SCCM tab to find out what SCCM jobs have been run on the remote PC, trigger a "client action task" and many other SCCM tasks including the re-running of an Advert (Machine based or User based).

Execution History provides a list of tried Executions whilst the Advertisements tab provides what packages have been downloaded to the PC. View running SCCM tasks and Client information.

Services

when connected to a PC via right-click “connect >” button, you can use the SERVICES tab to start / stop / set to manual / set to automatic and Delete services on the remote PC. (Use caution when using the Delete Services button as this will delete a service permanently).

Task-Manager

when connected to a PC, you can use the TASK MANAGER tab to list the processes running on the remote PC (via WMI). You can also kill a remote process if required. (Handy for looking to see if the user is running word2010 or excel2003)

User

shows the logged on “users” printers, what network drives they have connected and ODBC Connections the user has setup. Also shown is what keyboard layout they are currently using. Select the user via the “User selection on Begin page”.

Active Directory

Readonly - shows All AD Users and Computers – shows All AD Groups – shows selected Group members.

WIM 3rd Party Drivers shows the non-Microsoft drivers installed on the Computer

WIM OptionalFeatures shows the Windows OS Features that are currently installed and that they are Enabled or Disabled.



Print Screen Button

this button will take a snapshot of the RDT application screen when clicked.



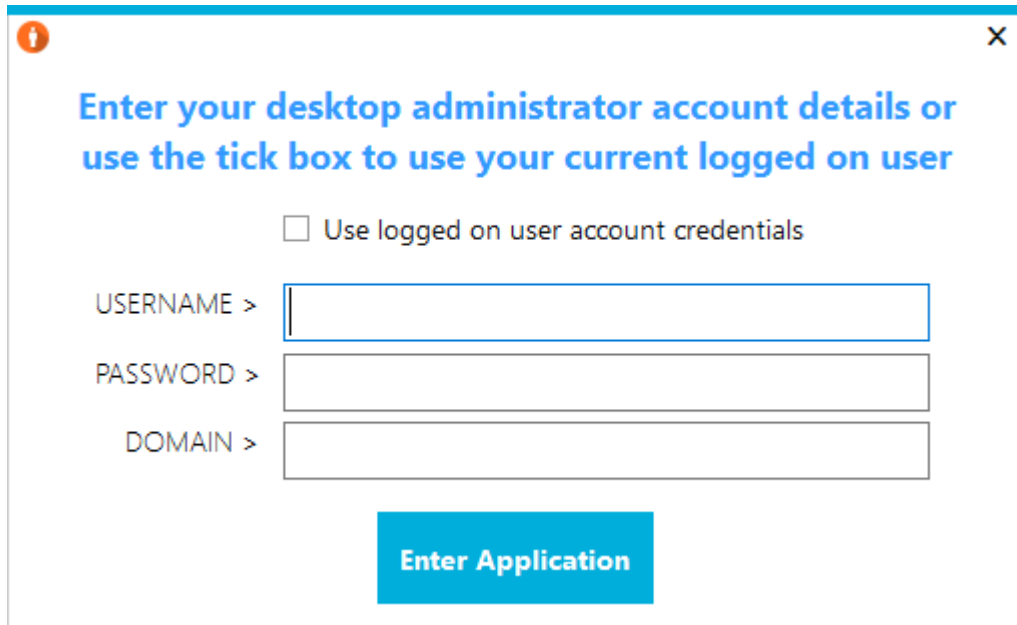
Information Button

displays this help document.

[Export to CSV](#)

is seen on many pages and can be used to generate an excel export of the tabled information on the page selected. This file is usually saved in a file called %appdata%\export.xls

Example screen shots from the fully unlocked version >



The screenshot shows a dialog box with a blue header bar. In the top left corner of the header bar is an information icon (an 'i' in a circle), and in the top right corner is a close button (an 'x'). The main text of the dialog box is in blue and reads: "Enter your desktop administrator account details or use the tick box to use your current logged on user". Below this text is a checkbox with the label "Use logged on user account credentials". Underneath the checkbox are three text input fields, each preceded by a label: "USERNAME >", "PASSWORD >", and "DOMAIN >". At the bottom center of the dialog box is a blue button with the text "Enter Application" in white.

Note: to use the "logged on Users" details tick the box provided at launch.

RDT - Remote Diagnostics Tool

COMPUTER LIST

- HGT444
- NT4WS
- PC1
- PC10
- PC11
- PC12
- PC1234567890
- PC2
- PC21
- PC22
- PC23
- PC234566778
- PC24
- PC28
- PC29
- PC32
- PC34
- PC35
- PC39
- PC4
- PC445
- PC465
- PC5
- PC789
- PC987
- PC988
- SCCMSERVER
- WIN11PROWORK
- WIN2K
- WIN764CLIENT
- WINXCLIENT
- WINXLTSC
- WINXP64CLIENT
- WINXPWORK

Begin AD Details Disk Execute FType Groups Installed KB-Patches MSI .Net Processor Profiles PXE SCCM Services StoreApps TaskMan User

WINXPWORK 192.168.200.208 Connected Restart PC? Login Credentials

Connected to > WINxProWork [Get Email](#)

User (s) > sccm\sccmuser11 = SessionID 1 [Get Phone](#)

[Shadow Desktop \(Select a user with a session number above\)](#) [Get Mobile](#)

[Start Time ?](#)

























Helpdesk No. > [Save helpdesk details](#)


Helpdesk Details > [Delete helpdesk details](#)

\\ RemotePC \ C\$	Check Anti-virus Software	Remote Defrag C: Drive	Microsoft Eventlog
Gather APPV Details	Microsoft Manage Computer	Microsoft Registry Editor	What Logon Server (User)
NS lookup (Resolve IP)	Microsoft Task Scheduler	RDT Registry Editor	Microsoft RDP (As - Admin)
Remote Powershell > As You	Start-up Items		

P\$ command to run on remote PC > [Invoke Command \(P\\$\)](#)

Command to run on remote PC > [Run Command \(WMI\)](#)

- COMPUTER LIST
-  HGT444
 -  PC1
 -  PC10
 -  PC11
 -  PC12
 -  PC1234567890
 -  PC2
 -  PC234566778
 -  PC3
 -  PC4
 -  PC445
 -  PC465
 -  PC5
 -  PC789
 -  PC987
 -  PC988
 -  SCCMSERVER
 -  WIN11PROWORK
 -  WIN2K
 -  WIN764CLIENT
 -  WINXCLIENT
 -  WINXLTSC
 -  WINXP64CLIENT
 -  WINXPWORK


 **Win11ProWork**
192.168.200.211

[Display Main Info](#)
[Display BIOS Info](#)
[Display Video Info](#)
[Display Network Card Info](#)
[Export to CSV](#)

Name	WIN11PROWORK
Part of a Domain	Yes
Domain	SCCM.LOCAL
Workgroup	
GPO Site Name	Default-First-Site-Name
Netlogon Site Name	Default-First-Site-Name
Product Name	Microsoft Windows 11 Pro for Workstations
Version	10.0.22000.194
System Type	x64-based PC
EncryptionLevel	256
Model	VMware Virtual Platform
Processor Architecture	AMD64
OS Architecture	64-bit
OS Language	1033
TotalPhysicalMemory	2146918400
Manufacturer	VMware, Inc.
Install Date	15/11/2021 14:15:26
Internet Explorer version	11.1.22000.0

RD - Remote Diagnostics Tool

Begin Details Disk Execute FType Groups Installed KB-Patches MSI Processor Profiles PXE SCCM Services StoreApps TaskMan User Active Directory

 **Win11ProWork**
192.168.200.211

[Display Main Info](#) [Display BIOS Info](#) [Display Video Info](#) [Display Network Card Info](#) [Export to CSV](#)

Bios System Manufacturer	VMware, Inc.
Bios System Product Name	VMware Virtual Platform
Bios Vendor	Phoenix Technologies LTD
Bios Version	6.00
Bios Release Date	07/22/2020

- COMPUTER LIST
- HGT444
 - PC1
 - PC10
 - PC11
 - PC12
 - PC1234567890
 - PC2
 - PC234566778
 - PC3
 - PC4
 - PC445
 - PC465
 - PC5
 - PC789
 - PC987
 - PC988
 - SCCMSERVER
 - WIN11PROWORK
 - WIN2K
 - WIN764CLIENT
 - WINXCLIENT
 - WINXLTSC
 - WINXP64CLIENT
 - WINXPWORK

RDTool - Remote Diagnostics Tool

Begin Details Disk Execute FType Groups Installed KB-Patches MSI Processor Profiles PXE SCCM Services StoreApps TaskMan User Active Directory




Win11ProWork
192.168.200.211

[Display Main Info](#) [Display BIOS Info](#) [Display Video Info](#) [Display Network Card Info](#) [Export to CSV](#)

Video Adapter	VMware SVGA 3D
Video Driver Version	8.17.1.1
Video Driver Date	18/05/2020 01:00:00
Video Adapter Memory	
Video Mode Description	2558 x 1288 x 4294967296 colors

- COMPUTER LIST
- HGT444
 - PC1
 - PC10
 - PC11
 - PC12
 - PC1234567890
 - PC2
 - PC234566778
 - PC3
 - PC4
 - PC445
 - PC465
 - PC5
 - PC789
 - PC987
 - PC988
 - SCCMSERVER
 - WIN11PROWORK
 - WIN2K
 - WIN764CLIENT
 - WINXCLIENT
 - WINXLTSC
 - WINXP64CLIENT
 - WINXPWORK

- COMPUTER LIST
- HGT444
- PC1
- PC10
- PC11
- PC12
- PC1234567890
- PC2
- PC234566778
- PC3
- PC4
- PC445
- PC465
- PC5
- PC789
- PC987
- PC988
- SCCMSERVER
- WIN11PROWORK
- WIN2K
- WIN764CLIENT
- WINXCLIENT
- WINXLTSC
- WINXP64CLIENT
- WINXPWORK

 **Win11ProWork**
192.168.200.211

[Display Main Info](#) [Display BIOS Info](#) [Display Video Info](#) [Display Network Card Info](#) [Export to CSV](#)

Network Adapter	Intel(R) 82574L Gigabit Network Connection
Network Driver Version	12.18.9.23
Network Driver Date	06/10/2020 00:00:00

- COMPUTER LIST**
- HGT444
 - PC1
 - PC10
 - PC11
 - PC12
 - PC1234567890
 - PC2
 - PC234566778
 - PC3
 - PC4
 - PC445
 - PC465
 - PC5
 - PC789
 - PC987
 - PC988
 - SCCMSERVER
 - WIN11PROWORK
 - WIN2K
 - WIN764CLIENT
 - WINXCLIENT
 - WINXLTSC
 - WINXP64CLIENT
 - WINXPWORK

Win11ProWork
192.168.200.211

[Display Disk Details](#) [Export to CSV](#)

Physical Drive information


Name	Model	Serial Number	Size (GB)	Partitions
\\.\PHYSICALDRIVE0	VMWARE VIRTUAL NVME DISK	VMWARE NVME_0000	60	3

Partition information


Partition	Type	Size (GB)	FreeSpace (GB)	Used (GB)	(%) Free	(%) Used
A:	Floppy	0	0	0	0	0
C:	3	59	37	22	63	37
D:	CD/DVD	0	0	0	0	0

Page File Details : **Managed by System.**

[Change Page File Location to D:\Pagefile.sys \(Mem x 1.5\) \(Mem x 1.5\)](#)

 **Reboot Required**

[Change Page File Location to E:\Pagefile.sys \(Mem x 1.5\) \(Mem x 1.5\)](#)

 **Reboot Required**

Total Physical Memory : 2047 (MB)

WARNING! The "Change Page File" buttons above do not check disk space availability for you. They are brutal and force remote registry key changes on the remote pc. Please check there is enough disk space before moving the page file with the buttons above. Worst case is you could end up 'Blue Screening the PC' and i don't believe you would want that to have to deal with!

- COMPUTER LIST**
- HGT444
 - PC1
 - PC10
 - PC11
 - PC12
 - PC1234567890
 - PC2
 - PC234566778
 - PC3
 - PC4
 - PC445
 - PC465
 - PC5
 - PC789
 - PC987
 - PC988
 - SCCMSERVER
 - WIN11PROWORK
 - WIN2K
 - WIN764CLIENT
 - WINXCLIENT
 - WINXLTSC
 - WINXP64CLIENT
 - WINXPWORK

Win11ProWork
192.168.200.211

\\scm2019dc\packages

List Folders on Share

General ExitCodes :

0 = Success

1 = Error

1603 = MSI error

1605 = MSI already installed

3010 = MSI reboot required

9009 = file not found

- BAE-ENG-Google_Chrome-45.0.2454.85-SOE-R1
- Package1
- Package2_Office2003
- Package3_DotNet4PatchDecember19
- Package4_AdobeReaderDC18.2.3.4
- Package5
- Package6
- This Is A Test

Files

- Install.bat
- msicuu2.exe
- options.vnc

Package6

Selected Folder

Install.bat

Selected File

Powershell Executer! Copy package to computer > Execute the command below. (eg. "Selected File" fom above or INSTALL.BAT or MYSCRIPT.VBS or SETUP.EXE /S)

File to Execute > Install.bat

< Execute (No Drive Letter required)

























A Please select a Drive Letter to use. (Default = A)

Powershell Executer! Copy package to computer > Execute the command below. (eg. "Selected File" fom above or INSTALL.BAT or MYSCRIPT.VBS or SETUP.EXE /S)

File to Execute > Install.bat

< Execute (Drive Letter & Manual checks)

COMPUTER LIST

-  HGT444
-  PC1
-  PC10
-  PC11
-  PC12
-  PC1234567890
-  PC2
-  PC234566778
-  PC3
-  PC4
-  PC445
-  PC465
-  PC5
-  PC789
-  PC987
-  PC988
-  SCCMSERVER
-  WIN11PROWORK
-  WIN2K
-  WIN764CLIENT
-  WINXCLIENT
-  WINXLTSC
-  WINXP64CLIENT
-  WINXPWORK



Win11ProWork
192.168.200.211

Get File Associations

Get Associated Program

Export to CSV

```

.386=vxdfile
.3g2=WMP 11.AssocFile.3G2
.3gp=WMP 11.AssocFile.3GP
.3gp2=WMP 11.AssocFile.3G2
.3gpp=WMP 11.AssocFile.3GP
.AAC=WMP 11.AssocFile.ADTS
.acdda=Access.ACCDAExtension.16
.acddb=Access.Application.16
.accdc=Access.ACCDCFile.16
.acdde=Access.ACCDEFile.16
.accdr=Access.ACCDRFile.16
.accdt=Access.ACCDTFile.16
.accdw=Access.WizardUserDataFile.16
.accdw=Access.WebApplicationReference.16
.accft=Access.ACCFTFile.16
.accountpicture-ms=accountpicturefile
.ad=ACLFile
.ade=Access.ADEFile.16
.adn=Access.BlankProjectTemplate.16
.adp=Access.Project.16
.ADT=WMP 11.AssocFile.ADTS
.ADTS=WMP 11.AssocFile.ADTS
.aif=WMP 11.AssocFile.AIFF
.aifc=WMP 11.AssocFile.AIFF
.aiff=WMP 11.AssocFile.AIFF
.ani=anifile
.appcontent-ms=ApplicationContent
.application=Application.Manifest
.appref-ms=Application.Reference
.asa=aspfile
.asd=Word.AutoRecovery.8
.asf=WMP 11.AssocFile.ASF
.asp=aspfile
.asx=WMP 11.AssocFile.ASX
.au=WMP 11.AssocFile.AU
.avi=WMP 11.AssocFile.AVI
.aw=AWFile
.bat=batfile
.batchreport=ReportDesignerFile
.blg=Diagnostic.Perfmon.Document
.bmp=Paint.Picture
.cab=CABFolder
.camp=campfile
.cat=CATFile
.cda=WMP 11.AssocFile.CDA
.cdmp=campfile
.cdx=aspfile

```

Win11ProWork
192.168.200.211

COMPUTER LIST

- HGT444
- PC1
- PC10
- PC11
- PC12
- PC1234567890
- PC2
- PC234566778
- PC3
- PC4
- PC445
- PC465
- PC5
- PC789
- PC987
- PC988
- SCCMSERVER
- WIN11PROWORK
- WIN2K
- WIN764CLIENT
- WINXCLIENT
- WINXLTSC
- WINXP64CLIENT
- WINXPWORK

Local Groups

- Access Control Assistance Operators
- Administrators
- Backup Operators
- Cryptographic Operators
- Device Owners
- Distributed COM Users
- Event Log Readers
- Guests
- Hyper-V Administrators
- IIS_IUSRS
- Network Configuration Operators
- Performance Log Users
- Performance Monitor Users
- Power Users
- Remote Desktop Users
- Remote Management Users
- Replicator
- System Managed Accounts Group
- Users**

Members of Local Group

- INTERACTIVE
- Authenticated Users
- Domain Users**

Local User list

- Admin
- Administrator
- DefaultAccount
- Guest
- WDAGUtilityAccount

Type here "Username" or "Groupname" or "Domain Group name", e.g. >

Domain Users

< {TOP}


Select from "Local Groups" List above or Type "Username" or "Groupname" here, e.g. >

Users

< {BOTTOM}

Add Local Group {TOP}	Add Local User {TOP}	Add Local User {TOP} into Local Group {BOTTOM}	Add Domain User or Group {TOP} into Local Group {BOTTOM}
Remove Local Group {BOTTOM}	Remove Local User {TOP}	Rem Local User {TOP} from Local Group {BOTTOM}	Rem Domain User or Group {TOP} from Local Group {BOTTOM}

- COMPUTER LIST**
- HGT444
 - PC1
 - PC10
 - PC11
 - PC12
 - PC1234567890
 - PC2
 - PC234566778
 - PC3
 - PC4
 - PC445
 - PC465
 - PC5
 - PC789
 - PC987
 - PC988
 - SCCMSERVER
 - WIN11PROWORK
 - WIN2K
 - WIN764CLIENT
 - WINXCLIENT
 - WINXLTSC
 - WINXP64CLIENT
 - WINXPWORK

 **Win11ProWork** 192.168.200.211 [List All Programs & Features](#) [Search for a Program](#) [Export to CSV](#)

SoftwareName	SoftwareVersion	Install Date	KeyName
7-Zip 9.20 (x64 edition)	9.20.00.0	15/11/2021	{23170F69-40C1-2702-0920-000001000000}
Accounts	16.0.4.113	17/01/2022	{7061F715-D782-4120-A034-2B4B4F28CC1D}
Adept Sage 50 Health Check			ST6UNST #1
Adept Sage 50 Health Check (C:\Program Files (x86)\Line50hc\)			ST6UNST #2
Adobe Flash Player ActiveX	9.0.47.0		Adobe Flash Player ActiveX
Microsoft .NET Core Host - 3.1.10 (x64)	24.104.29419	29/11/2021	{52B42932-15C1-45D4-8904-FC3117EEE69B}
Microsoft .NET Core Host FX Resolver - 3.1.10 (x64)	24.104.29419	29/11/2021	{752B4412-A129-4CB2-AD96-B6D97EAD3090}
Microsoft .NET Core Runtime - 3.1.10 (x64)	24.104.29419	29/11/2021	{396D7BC8-E3C8-4B3E-8C60-D50D94FDF09D}
Microsoft .NET Core Runtime - 3.1.10 (x64)	3.1.10.29419		{4714dd0a-ebab-4f59-a708-f8d7a793b3f5}
Microsoft ASP.NET Core 3.1.10 - Shared Framework	3.1.10.20520		{6efe3294-03d8-4977-9c67-9f57ab075130}
Microsoft ASP.NET Core 3.1.10 Shared Framework (x64)	3.1.10.20520	29/11/2021	{7BEAA207-E3E8-3948-8BB3-336B04D8A2F1}
Microsoft Edge	90.0.818.66	15/11/2021	Microsoft Edge
Microsoft Edge Update	1.3.143.57		Microsoft Edge Update
Microsoft Edge WebView2 Runtime	90.0.818.66		Microsoft EdgeWebView
Microsoft Office LTSC Professional Plus 2021 - en-us	16.0.14332.20145		ProPlus2021Volume - en-us
Microsoft Visual C++ 2005 Redistributable	8.0.61001	17/01/2022	{710f4c1c-cc18-4c49-8cbf-51240c89a1a2}
Microsoft Visual C++ 2005 Redistributable (x64)	8.0.61000	17/01/2022	{ad8a2fa1-06e7-4b0d-927d-6e54b3d31028}
Microsoft Visual C++ 2005 Redistributable (x64)	8.0.59192	17/01/2022	{6ce5bae9-d3ca-4b99-891a-1dc6c118a5fc}
Microsoft Visual C++ 2008 Redistributable - x64 9.0.30729.4148	9.0.30729.4148	17/01/2022	{4B6C7001-C7D6-3710-913E-5BC23FCE91E6}
Microsoft Visual C++ 2008 Redistributable - x64 9.0.30729.6161	9.0.30729.6161	17/01/2022	{5FCE6D76-F5DC-37AB-82B8-22AB8CEDB1D4}
Microsoft Visual C++ 2008 Redistributable - x86 9.0.21022	9.0.21022	17/01/2022	{FF66E9F6-83E7-3A3E-AF14-8DE9A809A6A4}
Microsoft Visual C++ 2008 Redistributable - x86 9.0.30729.4148	9.0.30729.4148	17/01/2022	{1F1C2DFC-2D24-3E06-BCB8-725134ADF989}
Microsoft Visual C++ 2008 Redistributable - x86 9.0.30729.6161	9.0.30729.6161	17/01/2022	{9BE518E6-ECC6-35A9-88E4-87755C07200F}
Microsoft Visual C++ 2012 Redistributable (x64) - 11.0.61030	11.0.61030.0		{ca67548a-5ebe-413a-b50c-4b9ceb6d66c6}


MSIEXEC.EXE /x {23170F69-40C1-2702-0920-000001000000} REBOOT=REALLYSUPPRESS /qn /!*" c:\windows\installer\{23170F69-40C1-2702-0920-000001000000}

[Uninstall software highlighted above using this button. \(MSI only!\)](#)

RDTool - Remote Diagnostics Tool

COMPUTER LIST

- HGT444
- PC1
- PC10
- PC11
- PC12
- PC1234567890
- PC2
- PC234566778
- PC3
- PC4
- PC445
- PC465
- PC5
- PC789
- PC987
- PC988
- SCCMSERVER
- WIN11PROWORK**
- WIN2K
- WIN764CLIENT
- WINXCLIENT
- WINXLTSC
- WINXP64CLIENT
- WINXPWORK

 **Win11ProWork**
192.168.200.211 [List All Programs & Features](#) [Search for a Program](#) [Export to CSV](#)

SoftwareName	SoftwareVersion	Install Date	KeyName
7-Zip 9.20 (x64 edition)	9.20.00.0	15/11/2021	{23170F69-40C1-2702-0920-000001000000}

MSIEXEC.EXE /x {23170F69-40C1-2702-0920-000001000000} REBOOT=REALLYSUPPRESS /qn /!*"v c:\windows\installer\{2317

[Uninstall software highlighted above using this button. \(MSI only!\)](#)

COMPUTER LIST

- HGT444
- PC1
- PC10
- PC11
- PC12
- PC1234567890
- PC2
- PC234566778
- PC3
- PC4
- PC445
- PC465
- PC5
- PC789
- PC987
- PC988
- SCCMSERVER
- WIN11PROWORK**
- WIN2K
- WIN764CLIENT
- WINXCLIENT
- WINXLTSC
- WINXP64CLIENT
- WINXPWORK

 **Win11ProWork**
192.168.200.211

[Display Windows Updates](#) [Display Other Updates](#) Displaying Windows Updates [Export to CSV](#)

HotFixID	Installed On Date	Description	Caption
KB5004342	September / 13 / 2021	Update	http://support.microsoft.com/?kbid=5004342
KB5005635	September / 13 / 2021	Security Update	https://support.microsoft.com/help/5005635
KB5005703	September / 13 / 2021	Security Update	

Select KB from table above. Uninstall using this button (Windows 7 or newer) Command string will get generated and then executed.

- COMPUTER LIST**
- HGT444
 - PC1
 - PC10
 - PC11
 - PC12
 - PC1234567890
 - PC2
 - PC234566778
 - PC3
 - PC4
 - PC445
 - PC465
 - PC5
 - PC789
 - PC987
 - PC988
 - SCCMSERVER
 - WIN11PROWORK**
 - WIN2K
 - WIN764CLIENT
 - WINXCLIENT
 - WINXLTSC
 - WINXP64CLIENT
 - WINXPWORK

Win11ProWork
192.168.200.211 [Display Process list](#)

Process Name	Process ID	Processor Percentage Used
svchost#26	6876	
svchost#27	992	
svchost#28	6008	
svchost#29	2504	
svchost#3	376	
svchost#30	8120	
svchost#31	4792	
svchost#32	8084	
svchost#33	2100	
svchost#4	1044	
svchost#5	1052	
svchost#6	1060	
svchost#7	1124	
svchost#8	1132	
svchost#9	1260	
System	4	5
SystemSettings	1308	
TabTip	7520	
taskhostw	3396	
taskhostw #1	5716	
VGAAuthService	2396	
vm3dservice	1404	
vm3dservice #1	5504	
vm3dservice #2	7308	
vmtoolsd	2388	
vmtoolsd #1	5560	
wininit	536	
winlogon	572	
winlogon#1	5028	
WinStore.App	7760	
WmiApSrv	6892	
WmiPrvSE	3528	
WmiPrvSE#1	3700	
WmiPrvSE#2	4168	

COMPUTER LIST

- HGT444
- PC1
- PC10
- PC11
- PC12
- PC1234567890
- PC2
- PC234566778
- PC3
- PC4
- PC445
- PC465
- PC5
- PC789
- PC987
- PC988
- SCCMSERVER
- WIN11PROWORK
- WIN2K
- WIN764CLIENT
- WINXCLIENT
- WINXLTSC
- WINXP64CLIENT
- WINXPWORK

RDT - Remote Diagnostics Tool

v19 - □ ×

Begin Details Disk Execute FType Groups Installed KB-Patches **MSI** Processor Profiles PXE SCCM Services StoreApps TaskMan User Active Directory ◀ ▶

Win11ProWork
192.168.200.211

[Display MSI List](#)

[Export to CSV](#)

MSI Application Name	Version	MSI filename	(dd/mm/yyyy) MSI First Install Date
7-Zip 9.20 (x64 edition)	9.20.00.0	C:\Windows\Installer\7f7bd.msi	21/10/2020 15:04:39
Accounts	16.0.4.113	C:\Windows\Installer\202f54.msi	08/04/2017 16:42:16
Microsoft .NET Core Host - 3.1.10 (x64)	24.104.29419	C:\Windows\Installer\12a6fee.msi	19/10/2020 20:28:00
Microsoft .NET Core Host FX Resolver - 3.1.10 (x64)	24.104.29419	C:\Windows\Installer\12a6fea.msi	19/10/2020 20:28:00
Microsoft .NET Core Runtime - 3.1.10 (x64)	24.104.29419	C:\Windows\Installer\12a6fe6.msi	19/10/2020 20:28:38
Microsoft ASP.NET Core 3.1.10 Shared Framework (x64)	3.1.10.20520	C:\Windows\Installer\12a701a.msi	21/10/2020 02:20:34
Microsoft Visual C++ 2005 Redistributable	8.0.61001	C:\Windows\Installer\175e16.msi	16/04/2011 09:44:26
Microsoft Visual C++ 2005 Redistributable (x64)	8.0.59192	C:\Windows\Installer\175df2.msi	11/07/2009 21:46:42
Microsoft Visual C++ 2005 Redistributable (x64)	8.0.61000	C:\Windows\Installer\175df7.msi	16/04/2011 01:14:54
Microsoft Visual C++ 2008 Redistributable - x64 9.0.30729.4148	9.0.30729.4148	c:\Windows\Installer\175dfb.msi	01/01/0001 00:00:00
Microsoft Visual C++ 2008 Redistributable - x64 9.0.30729.6161	9.0.30729.6161	c:\Windows\Installer\175e00.msi	01/01/0001 00:00:00
Microsoft Visual C++ 2008 Redistributable - x86 9.0.21022	9.0.21022	c:\Windows\Installer\175e08.msi	01/01/0001 00:00:00
Microsoft Visual C++ 2008 Redistributable - x86 9.0.30729.4148	9.0.30729.4148	c:\Windows\Installer\175e1b.msi	01/01/0001 00:00:00
Microsoft Visual C++ 2008 Redistributable - x86 9.0.30729.6161	9.0.30729.6161	c:\Windows\Installer\175e20.msi	01/01/0001 00:00:00
Microsoft Visual C++ 2012 x64 Additional Runtime - 11.0.61030	11.0.61030	C:\Windows\Installer\12a7022.msi	30/10/2013 05:08:34
Microsoft Visual C++ 2012 x64 Minimum Runtime - 11.0.61030	11.0.61030	C:\Windows\Installer\12a701e.msi	30/10/2013 05:09:12
Microsoft Visual C++ 2012 x86 Additional Runtime - 11.0.61030	11.0.61030	C:\Windows\Installer\12a6fe2.msi	30/10/2013 05:08:42
Microsoft Visual C++ 2012 x86 Minimum Runtime - 11.0.61030	11.0.61030	C:\Windows\Installer\12a6fde.msi	30/10/2013 05:08:42
Microsoft Visual C++ 2019 X64 Additional Runtime - 14.27.29112	14.27.29112	C:\Windows\Installer\12a7016.msi	16/09/2020 13:40:30
Microsoft Visual C++ 2019 X64 Minimum Runtime - 14.27.29112	14.27.29112	C:\Windows\Installer\12a7002.msi	16/09/2020 13:35:36
Microsoft Visual C++ 2019 X86 Additional Runtime - 14.27.29112	14.27.29112	C:\Windows\Installer\12a7049.msi	16/09/2020 13:28:48
Microsoft Visual C++ 2019 X86 Minimum Runtime - 14.27.29112	14.27.29112	C:\Windows\Installer\12a7035.msi	16/09/2020 13:25:22

Msiexec /x C:\Windows\Installer\7f7bd.msi /L*V C:\Windows\Installer\MSI_Removal.log /qn REBOOT=REALLYSUPPRESS

Select any MSI from table above, then Uninstall using the command here /\. Log file generated = C:\Windows\Installer\MSI_Removal.log

RD - Remote Diagnostics Tool

COMPUTER LIST

- HGT444
- PC1
- PC10
- PC11
- PC12
- PC1234567890
- PC2
- PC234566778
- PC3
- PC4
- PC445
- PC465
- PC5
- PC789
- PC987
- PC988
- SCCMSERVER
- WIN11PROWORK
- WIN2K
- WIN764CLIENT
- WINXCLIENT
- WINXLTSC
- WINXP64CLIENT
- WINXPROWORK

Begin Details Disk Execute FType Groups Installed KB-Patches MSI Processor Profiles PXE SCCM Services StoreApps TaskMan User Active Directory



Win11ProWork
192.168.200.211

Detect Profile Sizes

Delete Profile Selected

	LocalFolder	LocalFolder Size (MB)	Currently Loaded	Time of last profile use	SID
	C:\Users\Administrator	736	True	19/08/2022 20:07:56	S-1-5-21-2292563055-1505909780-3574554474-500
▶	C:\Users\sccmuser12	672	True	19/08/2022 20:07:43	S-1-5-21-2292563055-1505909780-3574554474-1...
	C:\Users\Admin	247	False	17/01/2022 17:24:47	S-1-5-21-3004179034-1381689845-2339454721-1...
*					



RDT - Remote Diagnostics Tool

v10



- Begin
- Details
- Disk
- Execute
- FType
- Groups
- Installed
- KB-Patches
- MSI
- Processor
- PXE
- SCCM
- Services
- Task-Manager
- User
- WIM_3rd_Party

COMPUTER LIST

- PC1
- PC2
- PC3
- PC4
- PC5
- WIN764CLIENT
- WINXCLIENT
- WINXP64CLIENT

WINXClient
192.168.200.206

Get Cache Settings

Open SCCM Logs Folder Open Cache Folder Set Cache Size to > 500 MB

SCCM Provisioning Mode >

Display Client Information Set Cache Directory to > D:\SCCM\CCM\Cache

- Execution History
- Advertisements (Machine)
- Advertisements (User)
- Running Jobs
- Task Sequences
- SCCM Remote Commands

List Execution History Export to CSV

PkgID	Program	Date / Time Run	State	Exitcode	Failure Reason
{080ea1b9-855...	{080ea1b9-8552-4045-a29a-92e24d675c11}	27/01/2021 17:07:42	Success	0	
PR.100003	Configuration Manager Client Upgrade Program	27/01/2021 17:07:24	Success	0	

RDT - Remote Diagnostics Tool

v10    - □ ×

Begin Details Disk Execute FType Groups Installed KB-Patches MSI Processor PXE **SCCM** Services Task-Manager User WIM_3rd_Party

COMPUTER LIST

- PC1
- PC2
- PC3
- PC4
- PC5
- WIN764CLIENT
- WINXCLIENT
- WINXP64CLIENT

WINXClient
192.168.200.206

[Get Cache Settings](#)

[Open SCCM Logs Folder](#) [Open Cache Folder](#) [Set Cache Size to >](#) MB

[SCCM Provisioning Mode >](#) [Display Client Information](#) [Set Cache Directory to >](#)

Execution History **Advertisements (Machine)** Advertisements (User) Running Jobs Task Sequences SCCM Remote Commands

[Machine Advertisements](#)

AdvID	PkgID	Name	Size (KB)	SftVer	Program	Command
PR.120000	PR100003	Configuration Manager Client Upgrade Package	4003	4	Configuration Manager Client Upgrade ...	cmsetup.exe /AutoUpgrade /Upgrade...

[ReRun machine advert](#)

RDT - Remote Diagnostics Tool

v10 [P] [M] [?] - □ ×

COMPUTER LIST

- PC1
- PC2
- PC3
- PC4
- PC5
- WIN764CLIENT
- WINXCLIENT
- WINXP64CLIENT

Begin Details Disk Execute FType Groups Installed KB-Patches MSI Processor PXE **SCCM** Services Task-Manager User WIM_3rd_Party

WINXclient
192.168.200.206

Get Cache Settings
Open SCCM Logs Folder Open Cache Folder Set Cache Size to > 500 MB
Display Client Information Set Cache Directory to > D:\SCCM\CCM\Cache

SCCM Provisioning Mode >

Execution History Advertisements (Machine) Advertisements (User) Running Jobs Task Sequences SCCM Remote Commands

See if any SCCM Jobs are running

AdvID	PkgID	Name	State	Running State

RDT - Remote Diagnostics Tool

v10    - □ ×

COMPUTER LIST

- PC1
- PC2
- PC3
- PC4
- PC5
- WIN764CLIENT
- WINXCLIENT
- WINXP64CLIENT

Begin Details Disk Execute FType Groups Installed KB-Patches MSI Processor PXE **SCCM** Services Task-Manager User WIM_3rd_Party

WINXClient
192.168.200.206

Get Cache Settings

Open SCCM Logs Folder Open Cache Folder Set Cache Size to > 500 MB

SCCM Provisioning Mode >

Display Client Information Set Cache Directory to > D:\SCCM\CCM\Cache

Execution History Advertisements (Machine) Advertisements (User) Running Jobs Task Sequences **SCCM Remote Commands**

Hardware Inventory Cycle (01)	< Trigger Action	Successful trigger of 'Hardware Inventory Cycle'	Get Last Run Time
Software Inventory Cycle (02)	< Trigger Action		Get Last Run Time
Discovery Data Collection Cycle (Send DDR) (03)	< Trigger Action		Get Last Run Time
Machine Policy Retrieval & Evaluation Cycle (21)	< Trigger Action		
Software Updates Deployment Evaluation Cycle (108)	< Trigger Action		
Software Updates Scan Cycle (113)	< Trigger Action		
File Collection Cycle (10)	< Trigger Action		
Windows Installer Source List Update Cycle (32)	< Trigger Action		
Software Metering Usage Report Cycle (31)	< Trigger Action		
Branch Distribution Point Maintenance Task (61)	< Trigger Action		
Repair SCCM Client	< Trigger Action		
Certificate Maintenance Task (51)	< Trigger Action		
REPAIR WMI	< Trigger Action		
User Policy Agent Request Assignment (26)	< Trigger Action		
Application manager policy action (121)	< Trigger Action		
Hard Reset Policy	< Trigger Action		Clear Actions

COMPUTER LIST

- HGT444
- PC1
- PC10
- PC11
- PC12
- PC1234567890
- PC2
- PC234566778
- PC3
- PC4
- PC445
- PC465
- PC5
- PC789
- PC987
- PC988
- SCCMSERVER
- WIN11PROWORK
- WIN2K
- WIN764CLIENT
- WINXCLIENT
- WINXLTSC
- WINXP64CLIENT
- WINXPWORK

Win11ProWork
192.168.200.211

List Services

Export to CSV

Service Name	ServiceDescription	State	StartMode
AJRouter	AllJoyn Router Service	Stopped	Manual
ALG	Application Layer Gateway Service	Stopped	Manual
AppIDSvc	Application Identity	Stopped	Manual
AppInfo	Application Information	Running	Manual
AppMgmt	Application Management	Stopped	Manual
AppReadiness	App Readiness	Stopped	Manual
AppVClient	Microsoft App-V Client	Running	Auto
AppXSvc	AppX Deployment Service (AppXSVC)	Running	Manual
AssignedAccessManagerSvc	AssignedAccessManager Service	Stopped	Manual
AudioEndpointBuilder	Windows Audio Endpoint Builder	Running	Auto
Audiosrv	Windows Audio	Running	Auto
autotimesvc	Cellular Time	Stopped	Manual
AxInstSV	ActiveX Installer (AxInstSV)	Stopped	Manual
BDESVC	BitLocker Drive Encryption Service	Stopped	Manual
BFE	Base Filtering Engine	Running	Auto
BITS	Background Intelligent Transfer Service	Running	Auto
BrokerInfrastructure	Background Tasks Infrastructure Service	Running	Auto
BTAGService	Bluetooth Audio Gateway Service	Stopped	Manual
BthAvctpSvc	AVCTP service	Running	Manual
bthserv	Bluetooth Support Service	Stopped	Manual
camsvc	Capability Access Manager Service	Running	Manual

Select a "Service Name" from the above list before using the buttons below!




AppVClient

Use With Caution >

Use With Caution >

- COMPUTER LIST
- HGT444
 - PC1
 - PC10
 - PC11
 - PC12
 - PC1234567890
 - PC2
 - PC234566778
 - PC3
 - PC4
 - PC445
 - PC465
 - PC5
 - PC789
 - PC987
 - PC988
 - SCCMSERVER
 - WIN11PROWORK
 - WIN2K
 - WIN764CLIENT
 - WINXCLIENT
 - WINXLTSC
 - WINXP64CLIENT
 - WINXPWORK

RDT - Remote Diagnostics Tool

v19    - □ ×

Begin Details Disk Execute FType Groups Installed KB-Patches MSI Processor Profiles PXE SCCM Services StoreApps TaskMan User Active Directory

Win11ProWork
192.168.200.211

[Display Store Apps](#) [Export to CSV](#)

Name	Version	Architecture	ProgramId	Language	Vendor
1527c705-839a-4832-9118-54d4Bd6a0c89	10.0.19640.1000	Neutral	1527c705-839a-4832-9118-54d4Bd...	0	CN=Microsoft Windows, O=Microsoft Corporation, L=Redmond, S=Washin...
c5e2524a-ea46-4f67-841f-6a9465d9d515	10.0.22000.1	Neutral	c5e2524a-ea46-4f67-841f-6a9465...	0	CN=Microsoft Windows, O=Microsoft Corporation, L=Redmond, S=Washin...
E2A4F912-2574-4A75-9BB0-0D023378592B	10.0.19640.1000	Neutral	E2A4F912-2574-4A75-9BB0-0D023...	0	CN=Microsoft Windows, O=Microsoft Corporation, L=Redmond, S=Washin...
F46D4000-FD22-4DB4-AC8E-4E1DDDE828FE	10.0.22000.1	Neutral	F46D4000-FD22-4DB4-AC8E-4E1D...	0	CN=Microsoft Windows, O=Microsoft Corporation, L=Redmond, S=Washin...
Microsoft.549981C3F5F10	2.2106.2807.0	X64	Microsoft.549981C3F5F10_2.2106...	1033	CN=Microsoft Corporation, O=Microsoft Corporation, L=Redmond, S=Was...
Microsoft.AAD.BrokerPlugin	1000.19580.10...	Neutral	Microsoft.AAD.BrokerPlugin_1000...	0	CN=Microsoft Windows, O=Microsoft Corporation, L=Redmond, S=Washin...
Microsoft.AccountsControl	10.0.22000.1	Neutral	Microsoft.AccountsControl_10.0.22...	1033	CN=Microsoft Windows, O=Microsoft Corporation, L=Redmond, S=Washin...
Microsoft.AsyncTextService	10.0.22000.1	Neutral	Microsoft.AsyncTextService_10.0...	1033	CN=Microsoft Corporation, O=Microsoft Corporation, L=Redmond, S=Was...
Microsoft.BingNews	1.0.6.0	X64	Microsoft.BingNews_1.0.6.0_x64_...	1033	CN=Microsoft Corporation, O=Microsoft Corporation, L=Redmond, S=Was...
Microsoft.BingWeather	1.0.6.0	X64	Microsoft.BingWeather_1.0.6.0_x6...	1033	CN=Microsoft Corporation, O=Microsoft Corporation, L=Redmond, S=Was...
Microsoft.BioEnrollment	10.0.19586.1000	Neutral	Microsoft.BioEnrollment_10.0.1958...	1033	CN=Microsoft Windows, O=Microsoft Corporation, L=Redmond, S=Washin...
Microsoft.CredDialogHost	10.0.19595.1001	Neutral	Microsoft.CredDialogHost_10.0.19...	1033	CN=Microsoft Windows, O=Microsoft Corporation, L=Redmond, S=Washin...
Microsoft.DesktopAppInstaller	1.0.42251.0	X64	Microsoft.DesktopAppInstaller_1.0...	1033	CN=Microsoft Corporation, O=Microsoft Corporation, L=Redmond, S=Was...
Microsoft.ECApp	10.0.22000.1	Neutral	Microsoft.ECApp_10.0.22000.1_ne...	1033	CN=Microsoft Corporation, O=Microsoft Corporation, L=Redmond, S=Was...
Microsoft.GamingApp	2105.900.24.0	X64	Microsoft.GamingApp_2105.900.24...	1033	CN=Microsoft Corporation, O=Microsoft Corporation, L=Redmond, S=Was...
Microsoft.GetHelp	10.2008.32311.0	X64	Microsoft.GetHelp_10.2008.32311...	1033	CN=Microsoft Corporation, O=Microsoft Corporation, L=Redmond, S=Was...
Microsoft.Getstarted	10.2.41172.0	X64	Microsoft.Getstarted_10.2.41172...	1033	CN=Microsoft Corporation, O=Microsoft Corporation, L=Redmond, S=Was...
Microsoft.HEIFImageExtension	1.0.40978.0	X64	Microsoft.HEIFImageExtension_1.0...	1033	CN=Microsoft Corporation, O=Microsoft Corporation, L=Redmond, S=Was...
Microsoft.LockApp	10.0.22000.1	Neutral	Microsoft.LockApp_10.0.22000.1_...	1033	CN=Microsoft Windows, O=Microsoft Corporation, L=Redmond, S=Washin...
Microsoft.MicrosoftEdge	44.22000.120.0	Neutral	Microsoft.MicrosoftEdge_44.22000...	1033	CN=Microsoft Corporation, O=Microsoft Corporation, L=Redmond, S=Was...
Microsoft.MicrosoftEdge.Stable	90.0.818.66	Neutral	Microsoft.MicrosoftEdge.Stable_90...	1033	CN=Microsoft Corporation, O=Microsoft Corporation, L=Redmond, S=Was...
Microsoft.MicrosoftEdgeDevToolsClient	1000.22000.1.0	Neutral	Microsoft.MicrosoftEdgeDevToolsCli...	0	CN=Microsoft Corporation, O=Microsoft Corporation, L=Redmond, S=Was...
Microsoft.MicrosoftOfficeHub	18.2104.12721.0	X64	Microsoft.MicrosoftOfficeHub_18.2...	1033	CN=Microsoft Corporation, O=Microsoft Corporation, L=Redmond, S=Was...
Microsoft.MicrosoftSolitaireCollection	4.6.3102.0	X64	Microsoft.MicrosoftSolitaireCollectio...	1033	CN=Microsoft Corporation, O=Microsoft Corporation, L=Redmond, S=Was...
Microsoft.MicrosoftStickyNotes	4.0.2.0	X64	Microsoft.MicrosoftStickyNotes_4.0...	1033	CN=Microsoft Corporation, O=Microsoft Corporation, L=Redmond, S=Was...

COMPUTER LIST

- HGT444
- PC1
- PC10
- PC11
- PC12
- PC1234567890
- PC2
- PC234566778
- PC3
- PC4
- PC445
- PC465
- PC5
- PC789
- PC987
- PC988
- SCCMSERVER
- WIN11PROWORK
- WIN2K
- WIN764CLIENT
- WINXCLIENT
- WINXLTSC
- WINXP64CLIENT
- WINXPWORK

Win11ProWork
192.168.200.211

Display Full Process List

End selected process

Export to CSV

Process Name	Process ID	WhoRun	Exepath
ApplicationFrameHost.exe	2776	SCCM\sccmuser 12	C:\Windows\system32\ApplicationFrameHost.exe
ApplicationFrameHost.exe	7568	SCCM\Administrator	C:\Windows\system32\ApplicationFrameHost.exe
AppVClient.exe	2556	NT AUTHORITY\SYSTEM	C:\Windows\system32\AppVClient.exe
AppVStreamingUX.exe	5020	SCCM\sccmuser 12	C:\Windows\system32\AppV\AppVStreamingUX.exe
AppVStreamingUX.exe	6612	SCCM\Administrator	C:\Windows\system32\AppV\AppVStreamingUX.exe
cmsetup.exe	3708	NT AUTHORITY\SYSTEM	C:\Windows\cmsetup\cmsetup.exe
csrss.exe	444	NT AUTHORITY\SYSTEM	
csrss.exe	516	NT AUTHORITY\SYSTEM	
csrss.exe	3804	NT AUTHORITY\SYSTEM	
ctfmon.exe	4224	SCCM\sccmuser 12	C:\Windows\system32\ctfmon.exe
ctfmon.exe	3360	SCCM\Administrator	C:\Windows\system32\ctfmon.exe
dllhost.exe	3096	NT AUTHORITY\SYSTEM	C:\Windows\system32\dllhost.exe
dllhost.exe	4068	NT AUTHORITY\SYSTEM	C:\Windows\system32\DllHost.exe
dllhost.exe	5884	SCCM\sccmuser 12	C:\Windows\system32\DllHost.exe
dllhost.exe	6524	SCCM\Administrator	C:\Windows\system32\DllHost.exe
dwm.exe	520	Window Manager\DWM-1	C:\Windows\system32\dwm.exe
dwm.exe	1520	Window Manager\DWM-2	C:\Windows\system32\dwm.exe
explorer.exe	4424	SCCM\sccmuser 12	C:\Windows\Explorer.EXE
explorer.exe	6912	SCCM\Administrator	C:\Windows\Explorer.EXE
fontdrvhost.exe	816	Font Driver Host\UMFD-1	C:\Windows\system32\fontdrvhost.exe
fontdrvhost.exe	824	Font Driver Host\UMFD-0	C:\Windows\system32\fontdrvhost.exe
fontdrvhost.exe	5540	Font Driver Host\UMFD-2	C:\Windows\system32\fontdrvhost.exe
LogonUI.exe	6256	NT AUTHORITY\SYSTEM	C:\Windows\system32\LogonUI.exe
lsass.exe	676	NT AUTHORITY\SYSTEM	C:\Windows\system32\lsass.exe
Memory Compression	1892	NT AUTHORITY\SYSTEM	
MicrosoftEdgeUpdate.exe	4104	NT AUTHORITY\SYSTEM	C:\Program Files (x86)\Microsoft\EdgeUpdate\MicrosoftEdgeUpdate.exe
msdtc.exe	3476	NT AUTHORITY\NETWORK SERVICE	C:\Windows\System32\msdtc.exe
MsmEng.exe	2372	NT AUTHORITY\SYSTEM	
NisSrv.exe	4516	NT AUTHORITY\LOCAL SERVICE	
OfficeClickToRun.exe	2580	NT AUTHORITY\SYSTEM	C:\Program Files\Common Files\Microsoft Shared\ClickToRun\OfficeClickToRun.exe
OneDrive.exe	2624	SCCM\sccmuser 12	C:\Users\sccmuser 12\AppData\Local\Microsoft\OneDrive\OneDrive.exe
OneDrive.exe	7396	SCCM\Administrator	C:\Users\Administrator\AppData\Local\Microsoft\OneDrive\OneDrive.exe
Registry	100	NT AUTHORITY\SYSTEM	
RuntimeBroker.exe	1220	SCCM\sccmuser 12	C:\Windows\System32\RuntimeBroker.exe

COMPUTER LIST

- HGT444
- PC1
- PC10
- PC11
- PC12
- PC1234567890
- PC2
- PC234566778
- PC3
- PC4
- PC445
- PC465
- PC5
- PC789
- PC987
- PC988
- SCCMSERVER
- WIN11PROWORK
- WIN2K
- WIN764CLIENT
- WINXCLIENT
- WINXLTSC
- WINXP64CLIENT
- WINXPWORK



Win11ProWork
192.168.200.211

[List selected users settings](#)

[Export to CSV](#)

User Name = **sccmuser12**

Default Printer = **Microsoft Print to PDF,winspool,Ne01:**

Keyboard Type = **00000409**

Logon Server = **\\SCCM2019DC**

























TNS_ADMIN =

PC Name	Username	Printer Connection Found
Win11ProWork	sccm\sccmuser12	SagePDFPrinter400
Win11ProWork	sccm\sccmuser12	OneNote (Desktop)
Win11ProWork	sccm\sccmuser12	Microsoft XPS Document Writer
Win11ProWork	sccm\sccmuser12	Microsoft Print to PDF
Win11ProWork	sccm\sccmuser12	Fax

Network Connection by...	Drive Letter	Network Path Connected to...
sccm\sccmuser12	W	\\sccm2019dc\netlogon

Database Connection by...	Database Connection Name	Driver Type

COMPUTER LIST

-  HGT444
-  PC1
-  PC10
-  PC11
-  PC12
-  PC1234567890
-  PC2
-  PC234566778
-  PC3
-  PC4
-  PC445
-  PC465
-  PC5
-  PC789
-  PC987
-  PC988
-  SCCMSERVER
-  WIN11PROWORK
-  WIN2K
-  WIN764CLIENT
-  WINXCLIENT
-  WINXLTSC
-  WINXP64CLIENT
-  WINXPWORK



Win11ProWork
192.168.200.211


Display 3rd Party Drivers

Export to CSV

Device Class	Provider Name	(dd/mm/yyyy) Driver Date	Driver Version	Published Name	Device ID
DISPLAY	VMware, Inc.	18/05/2020 00:00:00	8.17.1.1	oem8.inf	PCI\VEN_15AD&DEV_0405&SUBSYS_040515AD&R...
MOUSE		07/11/2019 00:00:00	12.5.10.0	oem6.inf	HID\VID_0E0F&PID_0003&MI_01\8&DC21EB5&0&...
MOUSE	VMware, Inc.	07/11/2019 00:00:00	12.5.10.0	oem6.inf	HID\VID_0E0F&PID_0003&MI_00\8&56DFD89&0&...
MOUSE	VMware, Inc.	07/11/2019 00:00:00	12.5.10.0	oem7.inf	ACPI\VMW0003\4&1BD7F811&0
SYSTEM	VMware, Inc.	07/11/2019 00:00:00	9.8.16.0	oem2.inf	PCI\VEN_15AD&DEV_0740&SUBSYS_074015AD&R...
SYSTEM	VMware, Inc.	07/11/2019 00:00:00	9.8.16.0	oem2.inf	ROOT\VMWVHCIHOSTDEV\0000

COMPUTER LIST

- HGT444
- PC1
- PC10
- PC11
- PC12
- PC1234567890
- PC2
- PC234566778
- PC3
- PC4
- PC445
- PC465
- PC5
- PC789
- PC987
- PC988
- SCCMSERVER
- WIN11PROWORK
- WIN2K
- WIN764CLIENT
- WINXCLIENT
- WINXLTSC
- WINXP64CLIENT
- WINXPWORK

 **Win11ProWork**
192.168.200.211

[Display WIM Features & State](#)

[Export to CSV](#)

Feature Name	State
IIS-WebSockets	Disabled
IIS-WindowsAuthentication	Disabled
IIS-WMICompatibility	Disabled
LegacyComponents	Disabled
MediaPlayback	Enabled
Microsoft-Hyper-V	Disabled
Microsoft-Hyper-V-All	Disabled
Microsoft-Hyper-V-Hypervisor	Disabled
Microsoft-Hyper-V-Management-Clients	Disabled
Microsoft-Hyper-V-Management-PowerShell	Disabled
Microsoft-Hyper-V-Services	Disabled
Microsoft-Hyper-V-Tools-All	Disabled
MicrosoftWindowsPowerShellV2	Enabled
MicrosoftWindowsPowerShellV2Root	Enabled
Microsoft-Windows-Subsystem-Linux	Disabled
MSMQ-ADIntegration	Disabled
MSMQ-Container	Disabled
MSMQ-DCOMProxy	Disabled
MSMQ-HTTP	Disabled
MSMQ-Multicast	Disabled
MSMQ-Server	Disabled
MSMQ-Triggers	Disabled
MSRDC-Infrastructure	Enabled
MultiPoint-Connector	Disabled
MultiPoint-Connector-Services	Disabled


Example tab generated by pressing the Get APPV button on the HOME tab:

✕

App-V Version : 4.6.3.24870 on : SCCMXP

Remote CMD (As you)

Cache Details Packages Shortcuts Appv 4.6 Commands

Total Size of APPV Cache =	12454
File Size of APPV Cache =	9
Percentage free of APPV Cache =	100% Free.
Amount of APPV Cache used =	
APPV Cache Location >	C:\Documents and Settings\All Users\Documents\SoftGrid Client\sftfs.fsd
APPV Min Free Disk Space >	0 0

App-V Version : 4.6.3.24870 on : SCCMXP



Remote CMD (As you)

Cache Details Packages Shortcuts Appv 4.6 Commands

Name ▲	Version	Package GUID	InUse	Locked	Size	SftPath
{CF6ACE9E-7BE1-4B14-BAB0-03B...	1	CF6ACE9E-7BE1-4B14-BAB...	False	False	8814592	file://C:\Documents and Settings\Administrator.SCCM\Desktop\Package...

App-V Version : 4.6.3.24870 on : SCCMXP



Remote CMD (As you)

Cache Details Packages Shortcuts Appv 4.6 Commands

Shortcut ▲	Version	LastLaunchOnSystem	PackageGUID	Loading	OriginalOsdPath
Start Listening VNC Viewer	5.1.0.15125	01/01/1601 00:00:00	CF6ACE9E-7BE...	False	C:\Documents and Settings\All Users\Documents\MSIUtility\{CF6ACE...
VNC Address Book	5.1.0.15125	01/01/1601 00:00:00	CF6ACE9E-7BE...	False	C:\Documents and Settings\All Users\Documents\MSIUtility\{CF6ACE...
VNC Viewer	5.1.0.15125	01/01/1601 00:00:00	CF6ACE9E-7BE...	False	C:\Documents and Settings\All Users\Documents\MSIUtility\{CF6ACE...

App-V Version : 4.6.3.24870 on : SCCMXP



Remote CMD (As you)

Cache Details Packages Shortcuts Appv 4.6 Commands

SFTMIME command examples:

Add Publishing Server = SFTMIME ADD SERVER:"Production Environment App-V" /HOST ***HOSTNAMEHERE*** /TYPE RTSP /PORT 554 /REFRESH ON
Delete Publishing Server = SFTMIME DELETE SERVER:"Production Environment App-V"
Start Refresh of Server = SFTMIME REFRESH SERVER:"Production Environment App-V"

Load Package = SFTMIME LOAD PACKAGE:{4DE133E9-B54D-468F-9E7D-0B51A26CB538}
Delete Package = SFTMIME DELETE PACKAGE:{4DE133E9-B54D-468F-9E7D-0B51A26CB538}

Remove Complete App = SFTMIME REMOVE APP:"Open Options User Application 7.2.0.0" /COMPLETE

Add FileType = SFTMIME ADD TYPE:DOCX /APP "Microsoft Word 14.3.2.0" /ICON icon-pathname /CONTENT-TYPE content-type /GLOBAL /PERCEIVED-TYPE perceived-type
/PROGID progid /CONFIRMOPEN NO /SHOWEXT YES /NEWMENU YES
Delete FileType = SFTMIME DELETE TYPE:DOCX /GLOBAL

Standard command examples:

Remove Directory = RD /S /Q "C:\Program Files\RDT\Folder"
Remove File = Del /F /Q "C:\Program Files\RDT\RDT\RDTEXE"

Example tab generated by pressing the Get APPV button on the HOME tab:

App-V Version : 5.1.134.0 on : WINX ✕

Select the command you wish to copy and paste into the Powershell Console Window from the dropdown list below

Packages Shortcuts Connection Groups APPV5 - HELP

Name	Version	% Loaded	PackageID	VersionID	InUse	IsPubGlobally	Size	APPVPath
------	---------	----------	-----------	-----------	-------	---------------	------	----------

[Get APPV5 Package List](#) [Get APPV5 Shortcut List](#) [Get APPV5 Connection Groups](#) [Start a remote Powershell Console](#)

App-V Version : 5.2.0.0 on : WINXClient ✕

Select the command you wish to copy and paste into the Powershell Console Window from the dropdown list below

Packages Shortcuts Connection Groups APPV5 - HELP

Shortcut	Version	Path
7-Zip File Manager	9.38.0.0	[[{ProgramFilesX64}]]\7-Zip\7zFM.exe

Get APPV5 Package ListGet APPV5 Shortcut ListGet APPV5 Connection GroupsStart a remote Powershell Console

App-V Version : 5.1.134.0 on : WINX ✕

Select the command you wish to copy and paste into the Powershell Console Window from the dropdown list below

Packages Shortcuts Connection Groups APPV5 - HELP

GroupName	PackageID	VersionID
Chrome with Plugins	8dd95a02-8bf-493b-9ac9-43c0e01dd282	5d416fe6f155-4330-88c3-764b3232e3c8
Chrome with Plugins	c1202559-08d1-402d-a7e0-acd6f81c40e9	c52ee48e-5c9c-46e8-95d5-ca543a519e2f

Get APPV5 Package List

Get APPV5 Shortcut List

Get APPV5 Connection Groups

Start a remote Powershell Console

App-V Version : 5.1.134.0 on : WINX



Select the command you wish to copy and paste into the Powershell Console Window from the dropdown list below

Packages Shortcuts Connection Groups APPV5 - HELP

- 1) "C:\ProgramData\App-V" is the location where the .APPV files are extracted / Installed to by default
- 2) The Registry.dat for each package is located in the package folders found located in "C:\ProgramData\App-V". These can be loaded into regedit as normal.
- 3) The Virtual File Structure is under the VFS Folder of each package located in "C:\ProgramData\App-V", which contains all the files for the virtual package.
- 3) You can fault find a virtual application by breaking into the virtual application bubble. To do this you'll need some information first.
Example of running a command prompt in a virtual package bubble :- "cmd.exe /appvve:<PACKAGEID_VERSIONID>"
You can get this information from the new Packages table once populated or from a powershell command like this :-
Get-AppvClientPackage -All
or
Get-AppvClientPackage -Name "*"Harmonie*" -All
- 4) Check the package is cached 100% into the APPV Client... or the above commands should return "PercentLoaded" for each app.
- 5) Check the .APPV file and its user and machine deployment configuration files are not corrupt in the SCCM cache on the PC.
- 6) APPV5 packages are usually permissioned and Deployed via SCCM by User Groups permissions. Check the user is in the correct group in AD.
- 7) Check SCCM has the user in the "User Collection". Is there a collection setup correctly for the Application. SCCM polls AD groups to get the users into the collection for deployment.
- 8) APPV5 loads the users applications at logon time. (remember to log out and in again)
- 9) Reset or Repair an APPV5 package back to its original settings if needs be. (Not this will erase all user customisations if you do this but will fix missing or deleted shortcuts).
Use the Application Virtualization GUI to repair a package
or use the powershell command :-
Stop-AppvClientPackage "packagename"

Get APPV5 Package List

Get APPV5 Shortcut List

Get APPV5 Connection Groups

Start a remote Powershell Console

App-V Version : 5.2.0.0 on : WINXClient



Select the command you wish to copy and paste into the Powershell Console Window from the dropdown list below

- Get-AppvClientPackage -All
- Get-AppvClientPackage -All
- Get-AppvClientPackage -Name ""Citrix"" -All
- Get-AppvClientConnectionGroup -All
- Add-AppvClientPackage
- Set-AppvClientPackage
- Publish-AppvClientPackage
- Unpublish-AppvClientPackage
- Remove-AppvClientPackage
- Mount AppvClientPackage
- Stop-AppvClientPackage
- Repair-AppvClientPackage
- Get-AppvVirtualProcess
- Start-AppvVirtualProcess
- Add-AppvPublishingServer
- Set-AppvPublishingServer
- Get-AppvPublishingServer
- Sync-AppvPublishingServer
- Add-AppvClientConnectionGroup
- Get-AppvClientConnectionGroup -All
- Stop-AppvClientConnectionGroup
- Mount-AppvClientConnectionGroup
- Remove-AppvClientConnectionGroup
- Disable-AppvClientConnectionGroup
- Enable-AppvClientConnectionGroup
- Get-AppvClientApplication -All
- Get-AppvClientConfiguration
- *** REMOTE CLIENT COMMANDS END ***
- ***** CLEAR APPV CACHE TOTALLY *****
- Get-AppvClientConnectionGroup -all | Stop-AppvClientConnectionGroup | Remove-AppvClientConnectionGroup

Packages Short

GroupName

Get APPV5 Package List

Get APPV5 Shortcut List

Get APPV5 Connection Groups

Start a remote Powershell Console

Example generated when Start-Up Items button is pressed:

Startup Items on : Win11ProWork

Login Items Run Shell Plug-ins Internet Plug-ins Network Plug-ins Local Print Server

SOFTWARE\Microsoft\Windows\CurrentVersion\Run	▲	Command Run at Login
VMware User Process		"C:\Program Files\VMware\VMware Tools\vmtoolsd.exe" -n vmusr
VMware VM3DService Process		"C:\Windows\system32\vm3dservice.exe" -u
SOFTWARE\Wow6432Node\Microsoft\Windows\CurrentVersion\Run	▲	Command Run at Login
USER > SOFTWARE\Microsoft\Windows\CurrentVersion\Run	▲	Command Run at Login

Startup Items on : Win11ProWork

Login Items Run Shell Plug-ins Internet Plug-ins Network Plug-ins Local Print Server

DRIVE	Shell Plug-in
EPP	C:\Program Files\Windows Defender\shellex.dll
DIRECTORY	Shell Plug-in
7-Zip	C:\Program Files\7-Zip\7-zip.dll
EPP	C:\Program Files\Windows Defender\shellex.dll
WorkFolders	C:\Windows\System32\WorkfoldersShell.dll
FOLDER	Shell Plug-in
PintoStartScreen	C:\Windows\System32\appresolver.dll
PintoStartScreen	C:\Windows\SysWOW64\appresolver.dll
COPYHOOK	Shell Plug-in

Startup Items on : WINXClient

Login Items Run Shell Plug-ins Internet Plug-ins Network Plug-ins Local Print Server

Software\Microsoft\Windows\CurrentVersion\Explorer\Browser Helper Objects	▲ Plug-in
Software\Wow6432Node\Microsoft\Windows\CurrentVersion\Explorer\Browser Helper Objects	Plug-in
Software\Microsoft\Internet Explorer\Extensions	▲ Plug-in
Software\Wow6432Node\Microsoft\Internet Explorer\Extensions	▲ Plug-in

Startup Items on : Win11ProWork

Login Items Run Shell Plug-ins Internet Plug-ins Network Plug-ins Local Print Server

System\CurrentControlSet\Services\WinSock2\Parameters\Protocol_Catalog9\Catalog_Entries	▲ Plug-in	▲
AF_UNIX	%SystemRoot%\system32\mswsock.dll	
Hyper-V RAW	%SystemRoot%\system32\mswsock.dll	
MSAFD L2CAP [Bluetooth]	%SystemRoot%\system32\mswsock.dll	
MSAFD RfComm [Bluetooth]	%SystemRoot%\system32\mswsock.dll	▼
System\CurrentControlSet\Services\WinSock2\Parameters\Protocol_Catalog9\Catalog_Entries64	▲ Plug-in	▲
AF_UNIX	%SystemRoot%\system32\mswsock.dll	
Hyper-V RAW	%SystemRoot%\system32\mswsock.dll	
MSAFD L2CAP [Bluetooth]	%SystemRoot%\system32\mswsock.dll	
MSAFD RfComm [Bluetooth]	%SystemRoot%\system32\mswsock.dll	
vSockets_DGRAM	%windir%\system32\vsocklib.dll	▼
System\CurrentControlSet\Services\WinSock2\Parameters\NameSpace_Catalog5\Catalog_Entries	▲ Plug-in	
Bluetooth Namespace	%SystemRoot%\system32\wshbth.dll	
System\CurrentControlSet\Services\WinSock2\Parameters\NameSpace_Catalog5\Catalog_Entries64	▲ Plug-in	
Bluetooth Namespace	%SystemRoot%\system32\wshbth.dll	

Startup Items on : Win11ProWork

Login Items Run Shell Plug-ins Internet Plug-ins Network Plug-ins Local Print Server

SYSTEM\CurrentControlSet\Control\Print\Monitors	Driver
Appmon	AppMon.dll

Example tab generated by pressing the “RDT Registry Editor” button on the HOME:

Win11ProWork

Select >

CurrentUser

= sccmuser12

Refresh (F5)

Clear All

- AppEvents
- Console
- Control Panel
- Environment
- EUDC
- Keyboard Layout
- Network
- Printers
- Software
- System
- Uninstall
- Volatile Environment
 - 1

Name	Type	Data
(Default)	REG_SZ	
APPDATA	REG_SZ	C:\Users\sccmuser12\AppData\Roaming
HOMEDRIVE	REG_SZ	C:
HOMEPATH	REG_SZ	\Users\sccmuser12
LOCALAPPDATA	REG_SZ	C:\Users\sccmuser12\AppData\Local
LOGONSERVER	REG_SZ	\\SCCM2019DC
USERDNSDOMAIN	REG_SZ	SCCM.LOCAL
USERDOMAIN	REG_SZ	SCCM
USERDOMAIN_ROAMINGPROFILE	REG_SZ	SCCM
USERNAME	REG_SZ	sccmuser12
USERPROFILE	REG_SZ	C:\Users\sccmuser12

Volatile Environment

Win11ProWork

Select >

LocalMachine

Refresh (F5)

Clear All

Name	Type	Data
(Default)	REG_SZ	
CommonFilesDir	REG_SZ	C:\Program Files (x86)\Common Files
CommonFilesDir (x86)	REG_SZ	C:\Program Files (x86)\Common Files
CommonW6432Dir	REG_SZ	C:\Program Files\Common Files
DevicePath	REG_EXPAND_SZ	%systemroot%\inf
MediaPathUnexpanded	REG_EXPAND_SZ	%systemroot%\media
ProgramFilesDir	REG_SZ	C:\Program Files (x86)
ProgramFilesDir (x86)	REG_SZ	C:\Program Files (x86)
ProgramFilesPath	REG_EXPAND_SZ	%programfiles%
ProgramW6432Dir	REG_SZ	C:\Program Files
SM_ConfigureProgramsName	REG_SZ	Set Program Access and Defaults
SM_GamesName	REG_SZ	Games

SOFTWARE\WOW6432Node\Microsoft\Windows\CurrentVersion

Revision Changes:

Version 4.0.23 = Fixed issue on “groups” tab where “domain group” not being removed from “local group” properly.

Version 4.0.22 = Fixed Tab switching issue. Added “multi profile selection & deletion” on profiles tab. Added Icons to right click menu.

Re-arranged so app fits full screen better with certain tabs.

Version 4.0.21 = Added .NET tab where you can accurately detect CORE and Framework versions (x86 and x64) on a remote PC.

Version 4.0.20 = Added older “domain\user” detection back into connection gathering to aid in finding the cause of blank “domain\user” being given as a result in some very hit and miss instances.

Version 4.0.19 = 1) Added “Shaddow Desktop” button for remote viewing of Users desktop (If the user accepts the connection!)

Version 4.0.18 = 1) Added Add PCs from file to Computer’s list. 2) Added Search for program on Installed Programs and features tab.

Version 4.0.17 = Added Active Directory tab - (Read-only) operation of users / computers / groups and group members.

Version 4.0.16 = Added Windows 11 support, fixed Microsoft registry screwup about “ProductName” reg key in Details Tab.

Version 4.0.15 = Added Profiles Tab for Christine. Profile sizes can be got and profiles deleted as you would if you were in system>profiles.

Version 4.0.14 = Added “Clear Computers List” right click menu option for lan.

Version 4.0.13 = Added “StoreApps” tab with detection for Microsoft Store Apps and MSIX packages.

Version 4.0.12 = 1) Fixed – Package Execute (RunAs) account was not functioning with a restricted logged on user. Fixed WINRM configuration if not Connected to a domain and setup via Policies.

Version 4.0.11 = 1) Fixed - Package not deleted off of remote pc after Execute via WMI button (manual checks).

Version 4.0.10 = 1) New PowerShell Invoke command button added to start page. 2) New Install routines on Execute tab (PowerShell driven).

3) Dropped the need for all third-party executables (Remcom and paexec) are now no longer needed. 4) Dropdown server list now remembers.

5) Fixed create local user button. (Password length and complexity has changed in windows. 6) Changed helpdesk save details to be per computer.

7) Removed VNC tab as it wasn't working correctly.

Version 4.0.09 = 1) Missed this release number.

Version 4..008 = 1) New 3rd party Drivers tab which lists additional installed drivers on the WIM. 2) New WIM-Optional Features tab with current state.

Version 4.0.07 = 1) Updated Patches tab with Remote KB uninstall button for Windows 7, Windows 8 and Windows 10 Computers. (DISM based).

Version 4.0.06 = 1) New "Computer List". New "Right click" Add/Delete/Connect Items. ("Computer list" is now remembered next launch).

Version 4.0.05 = 1) Fixed What Logon-Server button. Fixed User Tab detections. Added APPV5 Detection help and new detection buttons.

Version 4.0.04 = 1) Product unlocked for everyone – FREE fully functional.

Version 4.0.03 = 1) Fully functional 30-day trial offered.

Version 4.0.02 = 1) GUI changed to Metro Interface.

Version 4.0.01 = 1) Added AD user buttons on Home page for Email Address / Phone numbers / mobile Number.

Version 4.0.00 = 1) Public Release Version supporting any PC with Dot-Net 4 installed.

Version 1.090 = 1) Encrypted serial number from prying eyes.

Version 1.089 = 1) Information updated on the Install / Remove packages tab.

Version 1.088 = 1) Removed REMCOM plain text password security issue. REMCOM Connections use NTLM security authentication now.

Version 1.087 = 1) Ordered buttons alphabetically on HOME.

Version 1.086 = 1) Added Hard Reset Policy SCCM client tools button.

Version 1.085 = 1) Added SCCM client tools buttons code (26) and (121).

Version 1.084 = 1) Changed SCCM user adverts list routine to use AD based SID detection rather than local PC (Explorer.exe).

Version 1.083 = 1) Cosmetic changes to fix full screen fitting.

Version 1.082 = 1) Added logged on user credential tick box and corrected checking for blank entries.

Version 1.081 = 1) Added RDT Registry Editor full key and value creation right click options.

Version 1.080 = 1) Added PayPal button on HOME. 2) Replaced PSEXEC with PAEXEC (commercially free redistributable).

Version 1.079 = 1) Install / Remove packages tab updated.

Version 1.078 = 1) Updated RDT Registry viewer to Editor.

Version 1.077 = 1) Added Start-up Item button and coded.

Version 1.076 = 1) Added RDT Registry Viewer.

Version 1.0.75 = 1) Added PayPal button on HOME. 2) Replaced PSEXEC with PAEXEC (commercially free redistributable).

Version 1.0.74 = 1) Added Helpdesk reference section on HOME.

Version 1.0.73 = 1) Minor cosmetic GUI re-arrangements and renaming / tidying up done.

Version 1.0.72 = 1) Fixed spurious connections issues on certain buttons if not connected to a PC. Cut initial connection test to max 5 seconds length.

Version 1.0.71 = 1) Non-Commercial Icons replace all previous part commercial and fully commercial Icons in the program.

Version 1.0.70 = 1) New GUI and layout applied for production and buttons added / moved etc.

Version 1.0.69 = 1) Changed connection check to TCP on port 3389 (RDP) and removed ping check.

Version 1.0.68 = 1) Added detection for Reader DC.

Version 1.0.67 = 1) Added PowerShell button (with included remote WINRM start) to the APPV5 form for proper Administration via PowerShell.

Version 1.0.66 = 1) Added Appv-5 detection and new APPV4 or APPV5 forms as seen screens above.

Version 1.0.65 = 1) Removed previous “.” addition to the IP address to make the tool work on Windows 8.1 and Server 2012.

Version 1.0.64 = 1) Reboot button added (with check). 2) 1E Nomad and PXE tab added.

Version 1.0.63 = 1) Fixed Java detection on PC-info tab for new java versions > 1.7.0.55 and 1.8 or above. 2) Added TNS_ADMIN detection to user tab.

Version 1.0.62 = 1) Fixed user detection on first connect button.

Version 1.061 = 1) Added User rerun Advert button.

Version 1.060 = 1) Added Machine rerun Advert button.

Version 1.059 = 1) Fixed Detica Agent detection on PC-Info tab.

Version 1.058 = 1) Added Lumensions server line detection to the PC-Info tab.

Version 1.057 = 1) Fixed x86 and x64 APPV Cache details tab. APPV Cache can now be measured properly.

Version 1.056 = 1) Added WMIFIX SCCM command.

Version 1.055 = 1) Fixed SCCM buttons remote commands.

Version 1.054 = 1) Fixed Install and Remove software buttons for Helpdesk.

Version 1.051-53 = 1) Fix the WMI cannot connect to PC that sometimes is seen. 2) Changed to Installer folder for logs.

Version 1.050 = 1) Added Office 2013 detection.

Version 1.047-49 = 1) Adobe Reader Detection on PC-INFO tab fixed. 2) Added APPV cache details tab (works for x86 only).

Version 1.046 = 1) Changed Start-up page to detect previously connected PC's at launch. 2) Added permanent comments field for selected PC.

Version 1.045 = 1) Added Adobe reader detection for version 11.

Version 1.044 = 1) Added VNC tab with remote VNC setup for remote control of user's PC.

Version 1.043 = 1) Few minor cosmetic appearance changes.

Version 1.042 = 1) Fixed Avecto version detection on PC info tab. 2) Added Running Jobs detection on SCCM tab.

Version 1.041 = 1) Added SCCM Provisioning check on connect. (Checks to see if SCCM jobs are halted or not) FALSE (Green) is good, TRUE (Red) is BAD.

Version 1.040 = 1) Added Processor Usage tab.

Version 1.039 = 1) Fixed initial connection problems. 2) Moved PC info to its own tab. 3) Added User tab (Printers and Network drives). 4) Added x64 detection for certain software.

Version 1.036 = 1) Fixed / enhanced "Windows Update Detection" and "Other Updates detection" on x64 PC's on the Installed patches tab.

Version 1.035 = 1) Added detection of Adobe Reader 11.0.00

Version 1.034 = 1) Corrected Adobe Reader blank string detection.

Version 1.033 = 1) Updated Groups tab. 2) Updated HOME to include Aucto version. 3) Added check to Uninstall (on installed software tab).

Version 1.032 = 1) Corrected "Installed Software" Uninstall button REBOOT=REALLYSUPPRESS tag added.

Version 1.031 = 1) Improved APPV tab layout and functionality. 2) Added help button.

Version 1.030 = 1) Improved the File Association detection tab.

Version 1.029 = 1) Added detection for Adobe Reader 9.5.1

Version 1.028 = 1) Added Install and Uninstall command line text entry boxes so any file can be run.

Version 1.025 – 1.027 = Minor application fixes and tweaks that were asked for by people.

Version 1.024 = 1) Re-worked so application will fit to minimum laptop 1200x600 size screen.

Version 1.023 = 1) Fixed Date ordering on Installed software and SCCM Execution history tabs.

Version 1.022 = 1) Added Lumensions detection.

Version 1.021 = 1) Fixed MSI list problem. 2) Fixed "select cell" issue.

Version 1.020 = 1) Updated SCCM tab (New features). 2) Corrected MIR agent versions detection issue.

Version 1.019 = 1) Changed Install Packages on Install Page to be Universal. (I.E. enter the package directory to install from...)

Version 1.018 = 1) Fixed Group-Member detection on x64. 2) Fixed Remote Command on x64. 3) Added "Who Run" to Task Manager (as seen above).

Version 1.017 = 1) Added Appsense agent detection. 2) Made tool universal.

Version 1.016 = 1) Added to MSI tab, the Installed date/time now shown for MSI's in the MSI Database.

Version 1.015 = 1) Fixed 32bit installed software detection as well as x64 software detection on x64 machine.

Version 1.014 = 1) Added Windows 7 x64 support. 2) Re-ordered Tabs. 3) Added colour to help button usage. 4) Updated Help File.

Version 1.013 = 1) Added Detica agent detection

Version 1.012 = 1) Fixed group membership issue.

Version 1.011 = 1) Added Disk tab.

Version 1.001 – 1.010 = 1) Primary design of tool.

DISCLAIMER

THIS RDT SOFTWARE IS PROVIDED "AS IS" AND ANY EXPRESSED OR IMPLIED WARRANTIES, INCLUDING, BUT NOT LIMITED TO, THE IMPLIED WARRANTIES OF MERCHANTABILITY AND FITNESS FOR A PARTICULAR PURPOSE ARE DISCLAIMED. IN NO EVENT SHALL Tim, OR ANY OF THEIR CONTRIBUTORS BE LIABLE FOR ANY DIRECT, INDIRECT, INCIDENTAL, SPECIAL, EXEMPLARY, OR CONSEQUENTIAL DAMAGES (INCLUDING, BUT NOT LIMITED TO, PROCUREMENT OF SUBSTITUTE GOODS OR SERVICES; LOSS OF USE, DATA, OR PROFITS; OR BUSINESS INTERRUPTION) HOWEVER CAUSED AND ON ANY THEORY OF LIABILITY, WHETHER IN CONTRACT, STRICT LIABILITY, OR TORT (INCLUDING NEGLIGENCE OR OTHERWISE) ARISING IN ANY WAY OUT OF THE USE OF THIS SOFTWARE, EVEN IF ADVISED OF THE POSSIBILITY OF SUCH DAMAGE.

Without limiting the foregoing, Tim makes no warranty that:

- i. the software will meet your requirements.
- ii. the software will be uninterrupted, timely, secure or error-free.
- iii. the results that may be obtained from the use of the software will be effective, accurate or reliable.
- iv. the quality of the software will meet your expectations.
- v. any errors in the software will be corrected.

The RDT Software and this documentation made available:

- vi. could include technical or other mistakes, inaccuracies or typographical errors. Tim may make changes to the software or documentation made available at any time.
- vii. may be out of date and Tim, its contributor, make no commitment to update such materials.

Tim, assume no responsibility for errors or omissions in the software or documentation available.

In no event shall Tim be liable to you or any third parties for any special, punitive, incidental, indirect or consequential damages of any kind, or any damages whatsoever, including, without limitation, those resulting from loss of use, data or profits, whether or not Tim has been advised of the possibility of such damages, and on any theory of liability, arising out of or in connection with the use of this software.

The use of the software is done at your own discretion and risk and with agreement that you will be solely responsible for any damage to your computer system or loss of data that results from such activities. No advice or information, whether oral or written, obtained by you from Tim, shall create any warranty for the software.